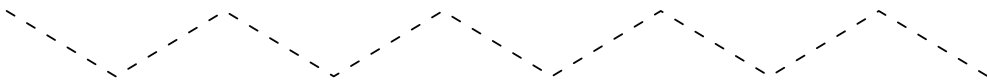

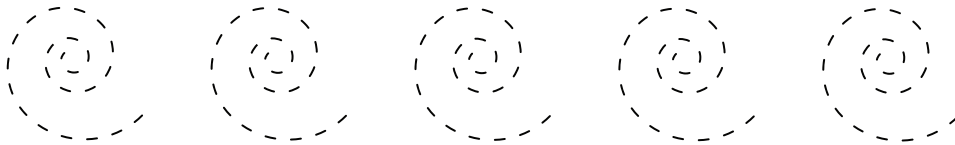

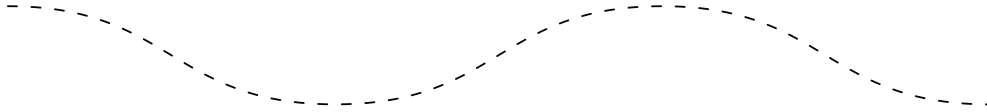

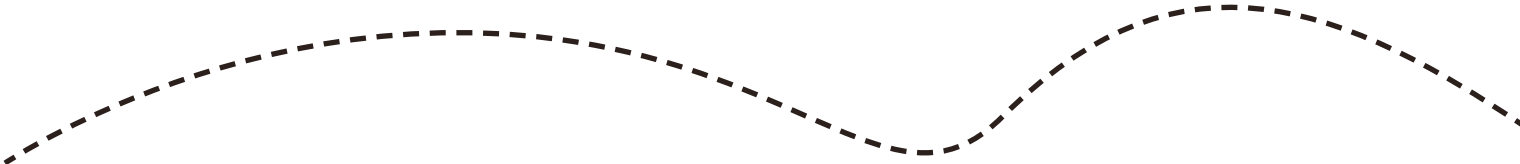



Trace the dotted lines below!



Scissor Skills

Cut carefully on the lines.



Fine Motor Scavenger Hunt

Your hands are very handy tools indeed! But just like using any tool, practice makes perfect. Let's explore around the house and find ways to keep those hands and fingers busy and building skills! Looking high and low, can you find...

- ☐ Something you can twist and turn
- ☐ Something you can squeeze with your whole hand
- ☐ Something you can squish with just your fingertips
- ☐ A button you can push through a buttonhole
- ☐ A zip you can slide up and down
- ☐ Something you can roll
- ☐ Something you can open and close
- ☐ Three small objects you can pick up with your pointer and thumb
- ☐ Two medium objects you can grasp with your whole hand
- ☐ A crayon to hold to write your first initial or your name
- ☐ Something you can push
- ☐ Something you can pull





Learning
Resources®

At Home Activities

Butterfly Colour Match

Draw a line from each butterfly to their matching colour spots on the right.



.....


Scissor Skills

Cut carefully on the lines.



Scissor Skills


Cut carefully on the lines.



.....

Scissor Skills

Cut carefully on the lines.



Draw the Shape

Name _____


Read the word and trace the shape.



square



crescent



ring



oval



heart

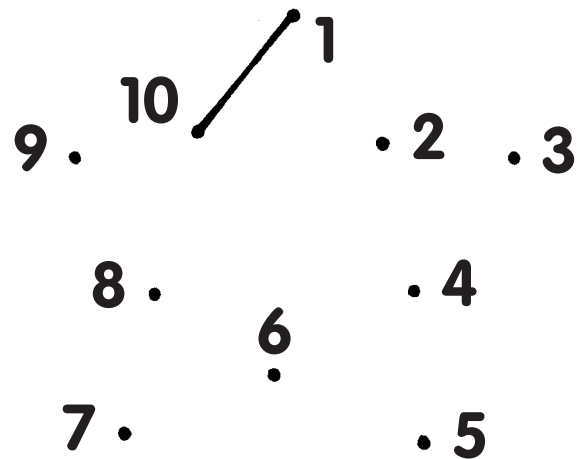

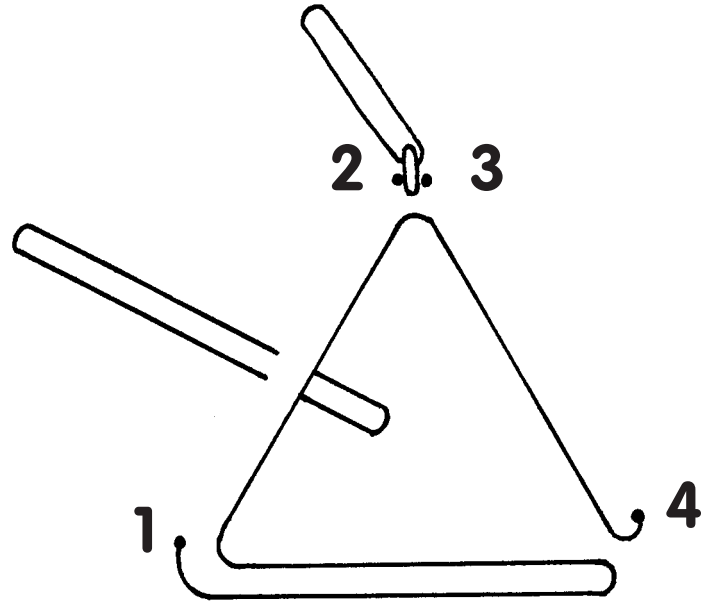



rectangle

Connect the Dots

Name _____


Connect the dots, then write the name of the shape you drew on the lines below.



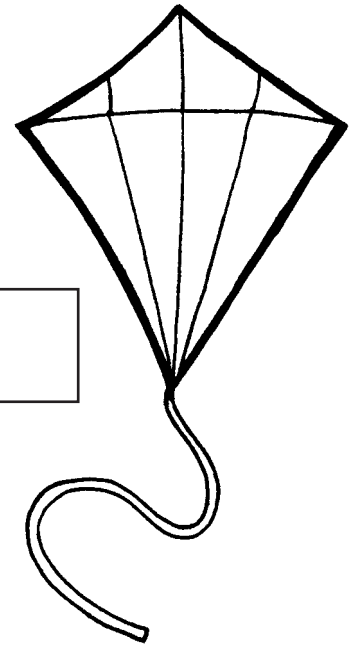
Taking Sides

Name _____

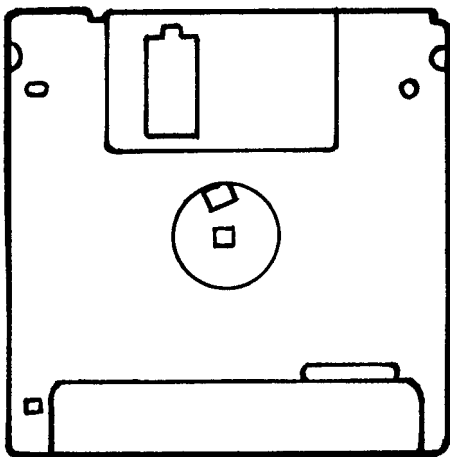
Look at the shapes below. Count the number of sides and write it next to each shape.




star



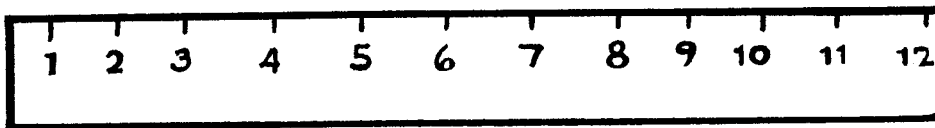
kite



floppy disk



clock



ruler



Bonus: How many sides does a ball have? _____

Colour the Shapes

Name _____

Use crayons or markers to colour the picture. Use the key below.

stars = yellow
circles = red


squares = blue
rectangles = green

diamonds = orange
triangles = purple




Alphabet A to Z Maze!

Can you draw a path from A to Z, in order?




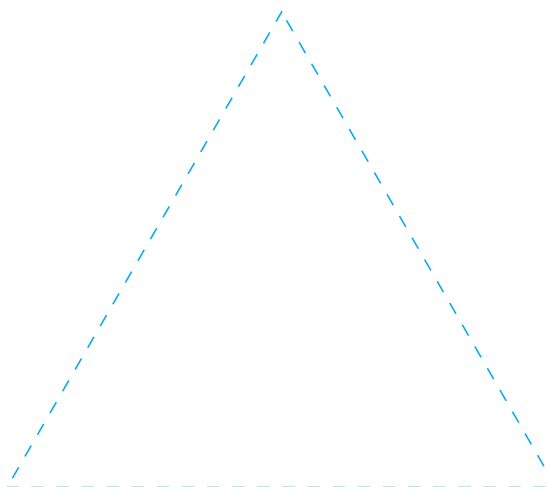


Scissor Skills

Cut out the shapes below and use shapes to create a sailboat.



Scissor Skills

Cut out the shapes below and use the shapes to create a rocket.



Scissor Skills

Cut out the shapes below and use the shapes to create a house.

